

SPECTRUM TENTS

- Spacious square dome design • Double peak fly design • Side opening door • Terraform fly panels on both sides for maximum wind and rain protection • Rugged woven polyethylene bathtub floor • Large sized zippers • Clip suspension system • Large rear window • Complete with poles, pegs, and carry bag



Colour: COBALT/GREY/GOLD

No. 1860 SPECTRUM 7

- Sleep 3 persons

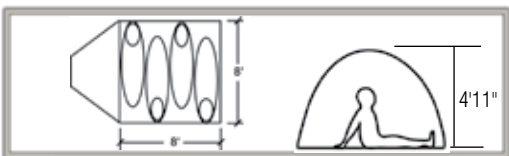


- **Peak Height:** 48" (122 cm)
- **Weight:** 8.5 lbs (3.9 kg)
- **Tent floor area:** 49 sq.ft. (4.52 m²)

Size: 7' × 7' (213 × 213 cm)

No. 1862 SPECTRUM 8

- Sleep 4 persons

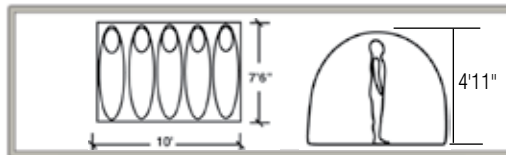


- **Peak Height:** 4'11" (148 cm)
- **Weight:** 11.2 lbs (5.9 kg)
- **Tent floor area:** 64 sq. ft. (5.91 m²)

Size: 8' × 8' (244 × 244 cm)

No. 1864 SPECTRUM 10

- Sleep 6 persons



- **Peak Height:** 4'11" (148 cm)
- **Weight:** 12.8 lbs (5.8 kg)
- **Tent floor area:** 75 sq.ft. (6.92 m²)

Size: 10' × 7.5' (305 × 229 cm)



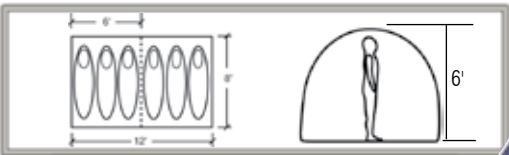
SPECTRUM PLUS 2 ROOM TENTS

No. 1866

- Spacious rectangular design offers efficient use of space • Single peak design • 2 front doors with side opening • Rugged woven polyethylene bath tub floor • Terraform fly panels on both sides for maximum wind and rain protection • Divider inner creates 2 rooms • Large sized zippers • Clip suspension system • 2 large rear windows



- Sleep 6 persons



- **Peak Height:** 6' (183 cm)
- **Weight:** 17.55 lbs (8 kg)
- **Tent floor area:** 96 sq. ft. (8.86 m²)

Size: 8' × 12' (244 × 366 cm)

Colour: COBALT/GREY/GOLD





SPECTRUM 14 DOME TENT

- Spacious rectangular design offers efficient use of space
- Double peak design
- 4 doors, 2 front, 2 back
- Rugged woven polyethylene bath tub floor
- Terraform fly sheet panels on both sides for maximum wind and rain protection
- Removable room divider turns tent into two rooms each with front and back doors

No. 1868 SPECTRUM 14

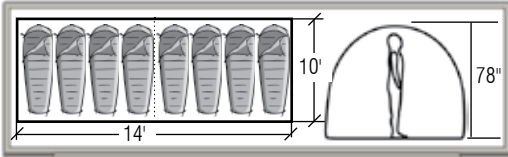
- Sleep 8 persons

Size: 10' × 14' (305 × 426 cm)

Colour: COBALT/GREY/GOLD

- **Peak Height:** 78" (198 cm)

- **Weight:** 17.55 lbs (8 kg)



NORTH-QUARTER THREE ROOM CABIN TENT

- Heavy duty polyester taffeta outer
- Sturdy powder coated steel frame
- Shock-corded fiberglass pole roof and rainfly support system
- Molded pole joints
- Front and rear "D" style doors and 6 windows with zippered storm flaps
- No-see-um roof mesh roof panels for superior ventilation
- 2 doors for easy entry and exit
- Large durable zippers
- Removable room dividers
- Complete with pegs, carry/storage bag and assembly instructions

No. 1873 NORTH-QUARTER THREE ROOM CABIN

- **Weight:** 32 lbs (12.5 kg)

Colour: BLUE/MIST

Size: 10' × 16' × 82" (305 × 488 × 208 cm)

